

# WHC2129A

2100 – 2900 MHz, Hybrid Coupler, 90 Degree, 10 Watts CW  
November 2013, REV C



## Key Features

- Wide band, 2100 - 2900 MHz
- Low insertion loss, 0.3 dB typ.
- High isolation, 20 dB min.
- Excellent VSWR, 1.22:1 typ.
- 90 degree Hybrid, SMA Connector
- Built-in DC block capacitors
- Precision machined housing

## Applications

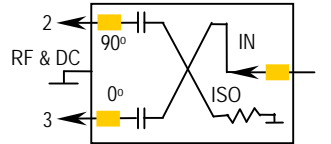
- Balance wide band power amplifier
- ISM band
- RF bench test
- Wireless applications



## Absolute Maximum Ratings

Input Power (at port 1)	CW, 10W
Operating Temperature	-40°C to +85°C
Storage Temperature	-40°C to +85°C

## Functional Block Diagram



## Ordering Information

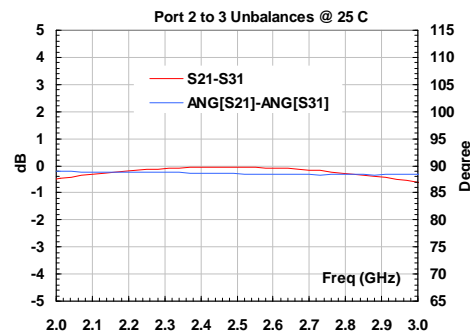
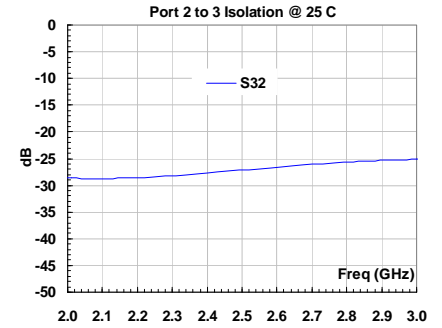
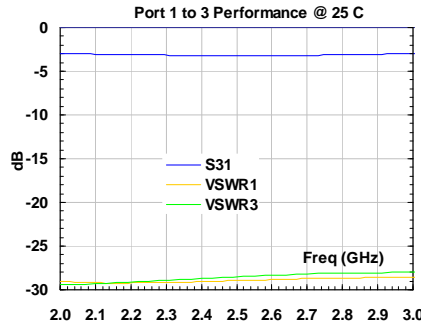
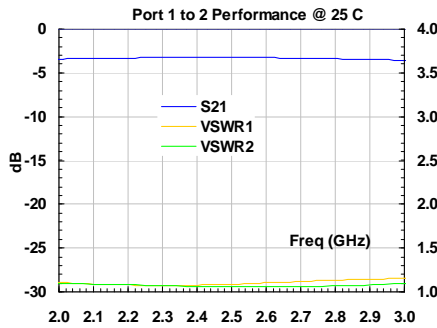
Model	Connector
WHC2129A	SMA Female

Marking: WHC2129A

## Specifications (Tested at +25°C)

Item	Symbol	Test Constraints	Min	Typ	Max	Unit
Frequency Range	BW	50 Ohm Impedance	2100		2900	MHz
Insertion Loss	$S_{21}$ , $S_{31}$	2100 - 2900 MHz, above 3 dB		0.3	0.7	dB
Isolation	$S_{23}$	2100 - 2900 MHz, 50 Ohm load at port C	20	23		dB
VSWR	$SWR_i$	2100 - 2900 MHz, all ports		1.22:1	1.5:1	Ratio
Amplitude Unbalance	$S_{21} - S_{31}$	2100 - 2900 MHz			1.0	dB
Phase Offset	$S_{21} - S_{31}$	2100 - 2900 MHz	86	90	94	Deg
Power Handling	$P_{MAX}$	2100 - 2900 MHz, CW			10	W
Operating Temp	$T_o$		-40		+85	°C

## Typical Performance



## Outline, IP-1

